



## MACARTHUR, LEYTE - HSWG Partner Reporting

### Recovery Shelter Activities (as of 06-OCT-2014)

The graphs shown below represent the sum of households who have received (HH reached) or who will receive (HH targeted or underway) recovery shelter support by HSWG partner agencies. Numbers reached are those reported to the HSWG by 6th October 2014. Household number do not represent the total needs by Barangay - for this, consult with relevant Barangay or Municipality. PLEASE NOTE - scale differs in each graph.

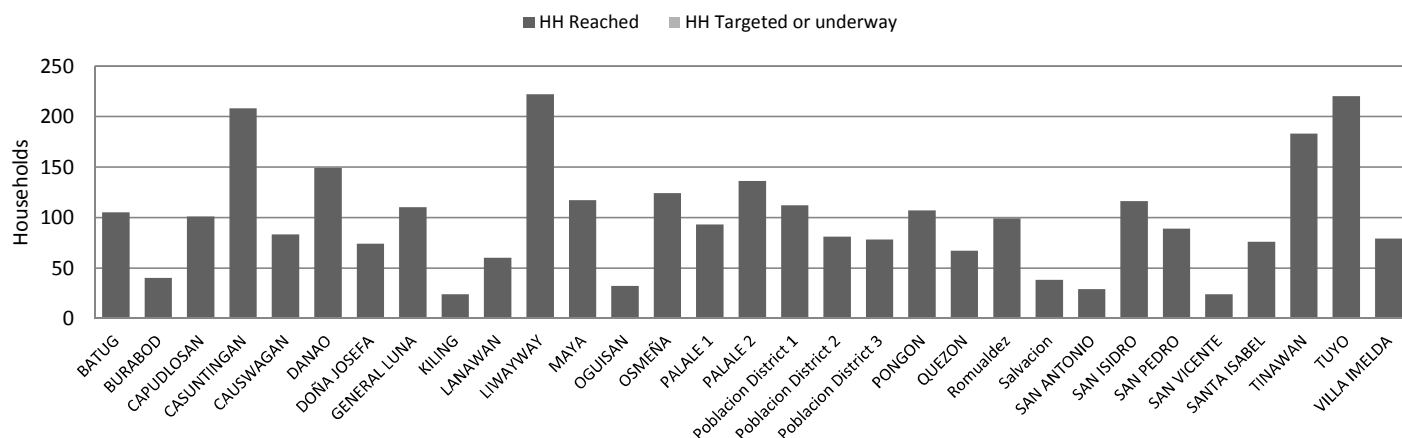
For explanation of intervention types, please see Shelter Cluster Recovery guidelines:

<https://www.sheltercluster.org/Asia/Philippines/Typhoon%20Haiyan%202013/Documents/Recovery%20Shelter%20Guidelines.pdf>

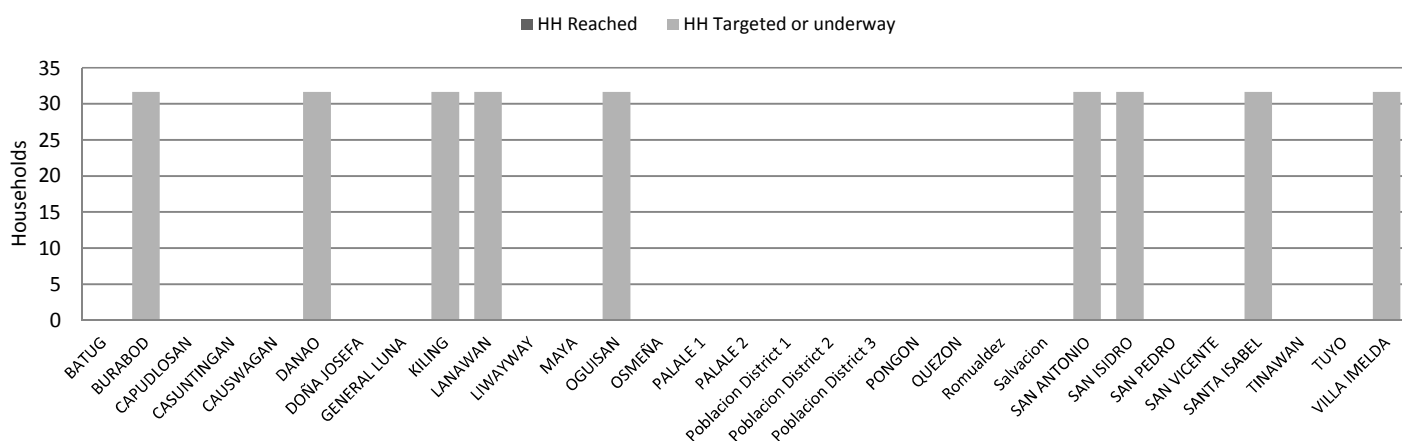
The full data set of HSWG data can be found here:

<https://www.sheltercluster.org/Asia/Philippines/Typhoon%20Haiyan%202013/Documents/20141003%20HSWG%20Database%20for%20website.xlsb>

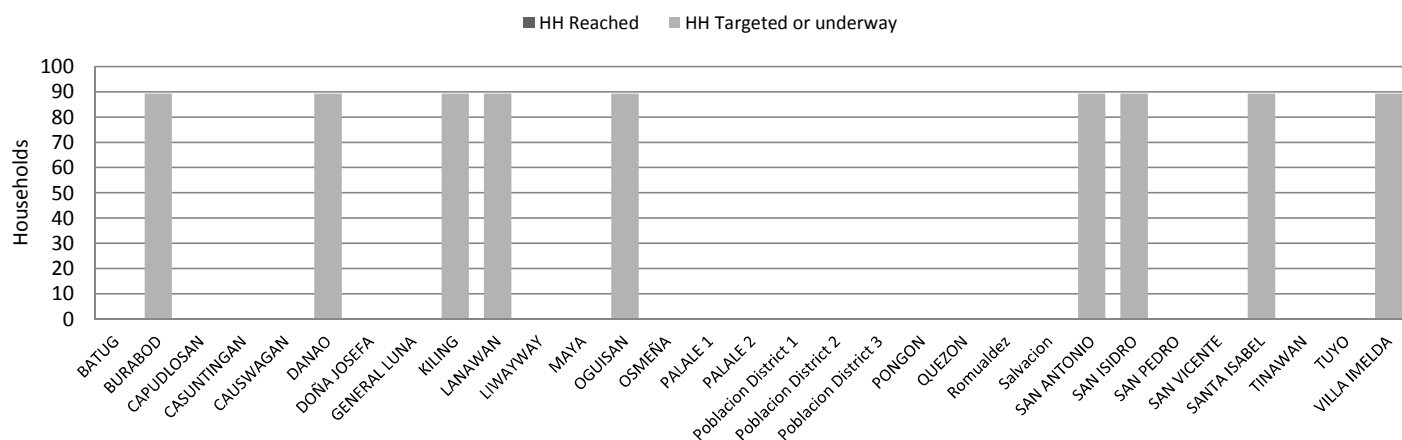
#### Temporary Shelter



#### Repairs & Retrofit - Minor & Major Repairs



#### Core House





## MACARTHUR - HSWG Partner reporting

### Recovery Shelter activities (as of 06-OCT-2014)

#### Interventions By AGENCIES

The data shown below represent the sum of households who have received (HH reached) or who will receive (HH targeted or underway) recovery shelter support by HSWG partner agencies. Numbers reached are those reported to the HSWG by 6th October 2014. The full data set of HSWG data can be found here:

<https://www.sheltercluster.org/Asia/Philippines/Typhoon%20Haiyan%202013/Documents/20141003%20HSWG%20Database%20for%20website.xlsb>

Agency	Temporary Shelter		Repairs & Retrofit		Core House		Permanent House		Total HH Reached	Total HH Targeted
	HH Reached	HH Targeted	HH Reached	HH Targeted	HH Reached	HH Targeted	HH Reached	HH Targeted		
PRC - American Red Cross				0	811	0	854		0	1,664
Save The Children	3,076	3,076							3,076	3,076
<b>Grand Total</b>	<b>3,076</b>	<b>3,076</b>	<b>0</b>	<b>811</b>	<b>0</b>	<b>854</b>			<b>3,076</b>	<b>4,740</b>



## MACARTHUR - HSWG Partner reporting

### Recovery Shelter activities (as of 06-OCT-2014)

#### Interventions By BARANGAYS

The data shown below represent the sum of households who have received (HH reached) or who will receive (HH targeted or underway) recovery shelter support by HSWG partner agencies. Numbers reached are those reported to the HSWG by 6th October 2014. The full data set of HSWG data can be found [here](https://www.sheltercluster.org/Asia/Philippines/Typhoon%20Haiyan%202013/Documents/20141003%20HSWG%20Database%20for%20website.xlsx):

<https://www.sheltercluster.org/Asia/Philippines/Typhoon%20Haiyan%202013/Documents/20141003%20HSWG%20Database%20for%20website.xlsx>

Barangay	Temporary Shelter		Repairs & Retrofit		Core House		Permanent House		Total HH Reached	Total HH Target
	HH Reached	HH Target	HH Reached	HH Target	HH Reached	HH Target	HH Reached	HH Target		
BATUG	105	105							105	105
BURABOD	40	40	0	32	0	89			40	161
CAPUDLOSAN	101	101							101	101
CASUNTINGAN	208	208							208	208
CAUSWAGAN	83	83							83	83
DANAO	149	149	0	32	0	89			149	270
DOÑA JOSEFA	74	74							74	74
GENERAL LUNA	110	110							110	110
KILING	24	24	0	32	0	89			24	145
LANAWAN	60	60	0	32	0	89			60	181
LIWAYWAY	222	222							222	222
MAYA	117	117							117	117
OGUISAN	32	32	0	32	0	89			32	153
OSMEÑA	124	124							124	124
PALALE 1	93	93							93	93
PALALE 2	136	136							136	136
Poblacion District 1	112	112							112	112
Poblacion District 2	81	81							81	81
Poblacion District 3	78	78							78	78
PONGON	107	107							107	107
QUEZON	67	67							67	67
Romualdez	99	99							99	99
Salvacion	38	38							38	38
SAN ANTONIO	29	29	0	32	0	89			29	150
SAN ISIDRO	116	116	0	32	0	89			116	237
SAN PEDRO	89	89							89	89
SAN VICENTE	24	24							24	24
SANTA ISABEL	76	76	0	32	0	89			76	197
TINAWAN	183	183							183	183
TUYO	220	220							220	220
VILLA IMELDA	79	79	0	32	0	89			79	200
(blank)			0	526	0	50			0	576
<b>Grand Total</b>	<b>3,076</b>	<b>3,076</b>	<b>0</b>	<b>811</b>	<b>0</b>	<b>854</b>			<b>3,076</b>	<b>4,740</b>

**MACARTHUR - HSWG Partner reporting****Recovery Shelter activities (as of 06-OCT-2014)****Interventions By BARANGAYS & AGENCIES**

The data shown below represent the sum of households who have received (HH reached) or who will receive (HH targeted or underway) recovery shelter support by HSWG partner agencies. Numbers reached are those reported to the HSWG by 6th October 2014. The full data set of HSWG data can be found here:

<https://www.sheltercluster.org/Asia/Philippines/Typhoon%20Haiyan%202013/Documents/20141003%20HSWG%20Database%20for%20website.xlsx>

Barangays & Agency	Temporary Shelter		Repairs & Retrofit		Core House		Permanent House		Total HH Reached	Total HH Target
	HH Reached	HH Target	HH Reached	HH Target	HH Reached	HH Target	HH Reached	HH Target		
<b>BATUG</b>	<b>105</b>	<b>105</b>							<b>105</b>	<b>105</b>
Save The Children	105	105							105	105
<b>BURABOD</b>	<b>40</b>	<b>40</b>	<b>0</b>	<b>32</b>	<b>0</b>	<b>89</b>			<b>40</b>	<b>161</b>
PRC - American Red Cross			0	32	0	89			0	121
Save The Children	40	40							40	40
<b>CAPUDLOSAN</b>	<b>101</b>	<b>101</b>							<b>101</b>	<b>101</b>
Save The Children	101	101							101	101
<b>CASUNTINGAN</b>	<b>208</b>	<b>208</b>							<b>208</b>	<b>208</b>
Save The Children	208	208							208	208
<b>CAUSWAGAN</b>	<b>83</b>	<b>83</b>							<b>83</b>	<b>83</b>
Save The Children	83	83							83	83
<b>DANAO</b>	<b>149</b>	<b>149</b>	<b>0</b>	<b>32</b>	<b>0</b>	<b>89</b>			<b>149</b>	<b>270</b>
PRC - American Red Cross			0	32	0	89			0	121
Save The Children	149	149							149	149
<b>DOÑA JOSEFA</b>	<b>74</b>	<b>74</b>							<b>74</b>	<b>74</b>
Save The Children	74	74							74	74
<b>GENERAL LUNA</b>	<b>110</b>	<b>110</b>							<b>110</b>	<b>110</b>
Save The Children	110	110							110	110
<b>KILING</b>	<b>24</b>	<b>24</b>	<b>0</b>	<b>32</b>	<b>0</b>	<b>89</b>			<b>24</b>	<b>145</b>
PRC - American Red Cross			0	32	0	89			0	121
Save The Children	24	24							24	24
<b>LANAWAN</b>	<b>60</b>	<b>60</b>	<b>0</b>	<b>32</b>	<b>0</b>	<b>89</b>			<b>60</b>	<b>181</b>
PRC - American Red Cross			0	32	0	89			0	121
Save The Children	60	60							60	60
<b>LIWAYWAY</b>	<b>222</b>	<b>222</b>							<b>222</b>	<b>222</b>
Save The Children	222	222							222	222
<b>MAYA</b>	<b>117</b>	<b>117</b>							<b>117</b>	<b>117</b>
Save The Children	117	117							117	117
<b>OGUISAN</b>	<b>32</b>	<b>32</b>	<b>0</b>	<b>32</b>	<b>0</b>	<b>89</b>			<b>32</b>	<b>153</b>
PRC - American Red Cross			0	32	0	89			0	121
Save The Children	32	32							32	32
<b>OSMEÑA</b>	<b>124</b>	<b>124</b>							<b>124</b>	<b>124</b>
Save The Children	124	124							124	124
<b>PALALE 1</b>	<b>93</b>	<b>93</b>							<b>93</b>	<b>93</b>
Save The Children	93	93							93	93
<b>PALALE 2</b>	<b>136</b>	<b>136</b>							<b>136</b>	<b>136</b>
Save The Children	136	136							136	136
<b>Poblacion District 1</b>	<b>112</b>	<b>112</b>							<b>112</b>	<b>112</b>
Save The Children	112	112							112	112
<b>Poblacion District 2</b>	<b>81</b>	<b>81</b>							<b>81</b>	<b>81</b>
Save The Children	81	81							81	81
<b>Poblacion District 3</b>	<b>78</b>	<b>78</b>							<b>78</b>	<b>78</b>
Save The Children	78	78							78	78
<b>PONGON</b>	<b>107</b>	<b>107</b>							<b>107</b>	<b>107</b>
Save The Children	107	107							107	107
<b>QUEZON</b>	<b>67</b>	<b>67</b>							<b>67</b>	<b>67</b>



## MACARTHUR - HSWG Partner reporting

### Recovery Shelter activities (as of 06-OCT-2014)

#### Interventions By BARANGAYS & AGENCIES

The data shown below represent the sum of households who have received (HH reached) or who will receive (HH targeted or underway) recovery shelter support by HSWG partner agencies. Numbers reached are those reported to the HSWG by 6th October 2014. The full data set of HSWG data can be found here:

<https://www.sheltercluster.org/Asia/Philippines/Typhoon%20Haiyan%202013/Documents/20141003%20HSWG%20Database%20for%20website.xlsx>

Barangays & Agency	Temporary Shelter		Repairs & Retrofit		Core House		Permanent House		Total HH Reached	Total HH Target
	HH Reached	HH Target	HH Reached	HH Target	HH Reached	HH Target	HH Reached	HH Target		
Save The Children	67	67							67	67
<b>Romualdez</b>	<b>99</b>	<b>99</b>							<b>99</b>	<b>99</b>
Save The Children	99	99							99	99
<b>Salvacion</b>	<b>38</b>	<b>38</b>							<b>38</b>	<b>38</b>
Save The Children	38	38							38	38
<b>SAN ANTONIO</b>	<b>29</b>	<b>29</b>	<b>0</b>	<b>32</b>	<b>0</b>	<b>89</b>			<b>29</b>	<b>150</b>
PRC - American Red Cross			0	32	0	89			0	121
Save The Children	29	29							29	29
<b>SAN ISIDRO</b>	<b>116</b>	<b>116</b>	<b>0</b>	<b>32</b>	<b>0</b>	<b>89</b>			<b>116</b>	<b>237</b>
PRC - American Red Cross			0	32	0	89			0	121
Save The Children	116	116							116	116
<b>SAN PEDRO</b>	<b>89</b>	<b>89</b>							<b>89</b>	<b>89</b>
Save The Children	89	89							89	89
<b>SAN VICENTE</b>	<b>24</b>	<b>24</b>							<b>24</b>	<b>24</b>
Save The Children	24	24							24	24
<b>SANTA ISABEL</b>	<b>76</b>	<b>76</b>	<b>0</b>	<b>32</b>	<b>0</b>	<b>89</b>			<b>76</b>	<b>197</b>
PRC - American Red Cross			0	32	0	89			0	121
Save The Children	76	76							76	76
<b>TINAWAN</b>	<b>183</b>	<b>183</b>							<b>183</b>	<b>183</b>
Save The Children	183	183							183	183
<b>TUYO</b>	<b>220</b>	<b>220</b>							<b>220</b>	<b>220</b>
Save The Children	220	220							220	220
<b>VILLA IMELDA</b>	<b>79</b>	<b>79</b>	<b>0</b>	<b>32</b>	<b>0</b>	<b>89</b>			<b>79</b>	<b>200</b>
PRC - American Red Cross			0	32	0	89			0	121
Save The Children	79	79							79	79
<b>(blank)</b>			<b>0</b>	<b>526</b>	<b>0</b>	<b>50</b>			<b>0</b>	<b>576</b>
PRC - American Red Cross			0	526	0	50			0	576
<b>Grand Total</b>	<b>3,076</b>	<b>3,076</b>	<b>0</b>	<b>811</b>	<b>0</b>	<b>854</b>			<b>3,076</b>	<b>4,740</b>